



Cincinnati Public Schools'

2005 Graduation Rate

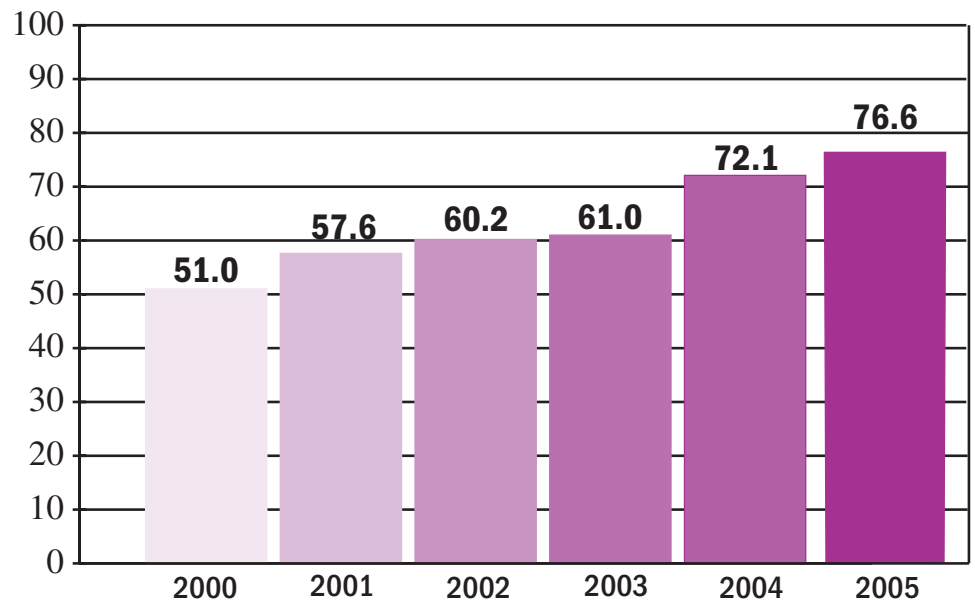
Data Review

Cincinnati Public Schools made strong, significant gains on the Graduation Rate.

Significant Improvements:

- ★ Overall rate of 76.6 percent
- ★ 4.3 percentage point gain from prior year rate of 72.1 percent
- ★ 25.6 percentage point gain since 2000
- ★ Surpassed AYP goal of 73.6 percent

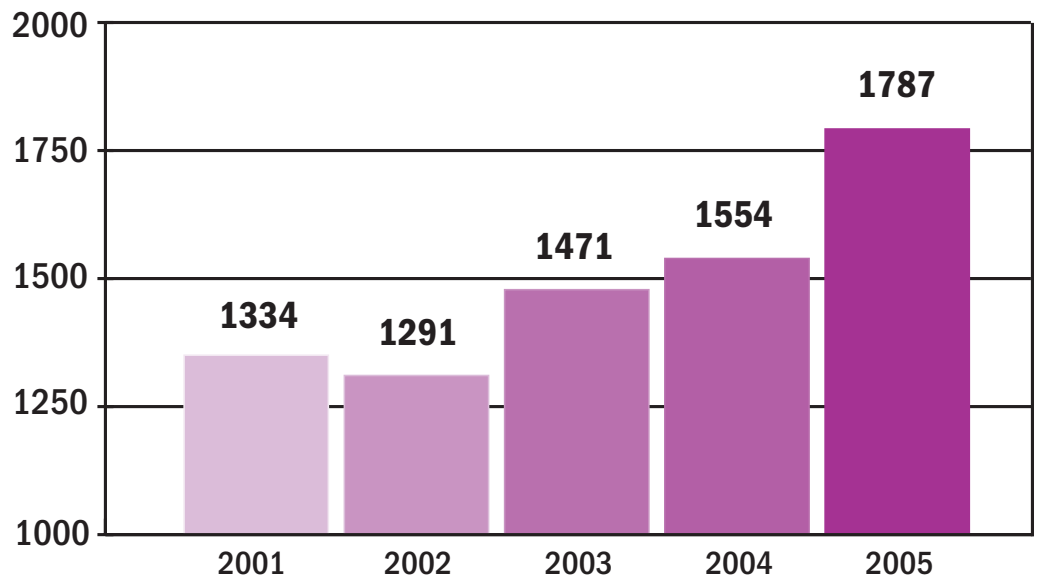
6-year Trend in Graduation Rate



Significant Improvements:

- ★ Increase by 233 graduates from prior year, more than 450 from 2001

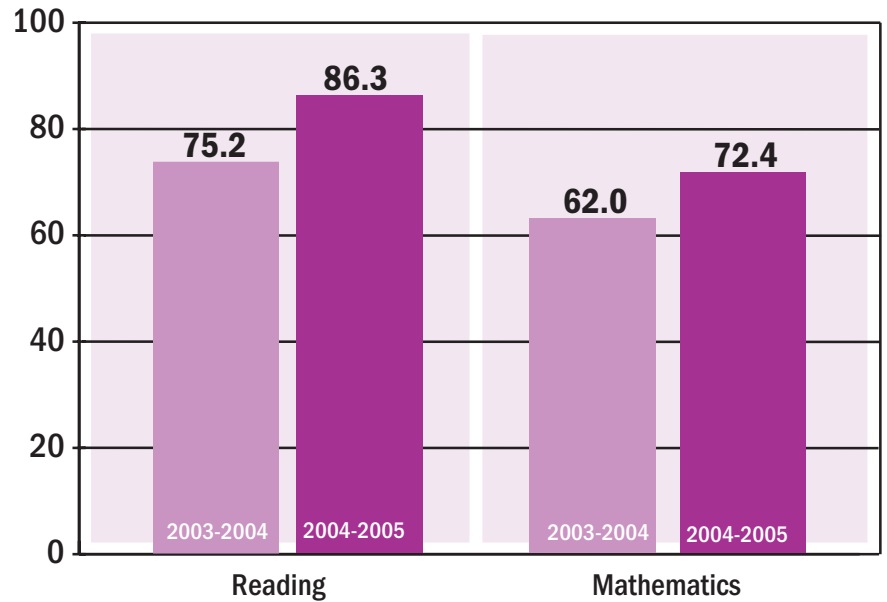
Number of Graduates



10th Grade Ohio Graduation Test

Significant Improvements:

- ★ 11.1 percentage point gain in reading from prior year
- ★ 10.4 percentage point gain in mathematics from prior year

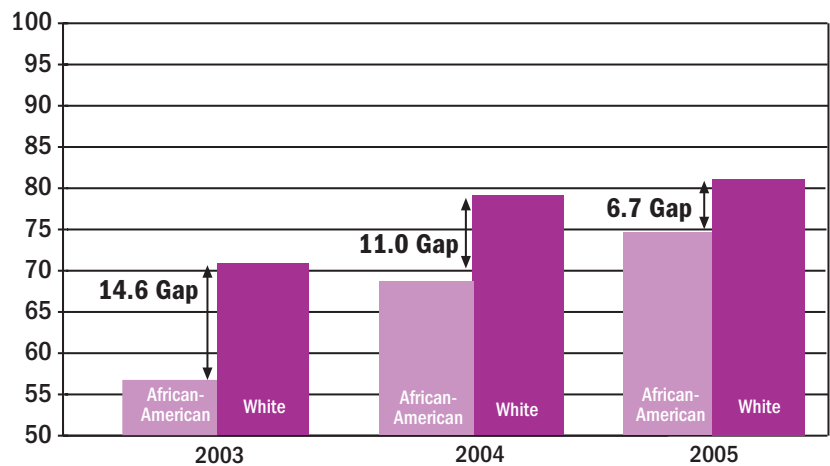


Closing the racial gap between African-American and White students

Significant Improvement:

- ★ Racial gap closed by 4.3 percentage points from 11.0 to 6.7 in 2005

	2003	2004	2005
African-American ...	56.5%	68.3%	74.4%
White	71.1%	79.3%	81.1%



2001, 2002, 2003 and 2004 Graduation Rates – Major Racial and Gender Subcategories

	2001	2002	2003	2004
African-American Male	44.5%	45.7%	49.8%	64.2%
White Male	61.5%	71.0%	68.2%	73.8%
African-American Female	62.6%	61.6%	63.2%	73.3%
White Female	72.3%	78.1%	73.7%	85.2%